



Woodworms

Issue 107 Woodworms

Hello all.

As the holiday season starts to get into full swing, this issue will mainly be pictures from the June open day. I was not able to contact members and ask them for a description of their efforts in the competitions or their "members Work on Display". I had a bit of a late start for this month's issue as I myself managed to get away for few days in the refreshing June rain. This was followed by a short unexpected visit to Chesterfield hospital to donate an appendix.



Many thanks to those that contributed to this issue: Kez and Phil Halliday for competition images and James Sharpe for articles.

I am always interested in what our members want to see in our newsletter. Contact me if you have any articles, images or ideas for the newsletter.

Ken Rivers: Editor.

[A note from Club Secretary Peter Branson](#)

Just a reminder that our next DDWC session will be this coming **Saturday - July 6th - starting at 10.00am** as usual. At this session there will be a **demonstration by Joey Richardson** - 'an internationally acclaimed turner and sculptor'. To get an idea of the stunning quality of Joey's work just take a look here -

<https://www.joeyrichardson.com/> and here -

<https://societyofdesignercraftsmen.org.uk/our-makers/joey-richardson>

So, get there early and get a seat!

Carving and pyrography will be available but, as in previous months, you'll be asked to work very quietly!

Our treasurer, Graham Burke, is only able to attend for the first part of the morning so please be prompt with any payments you may need to make - fees, materials, debts etc.

June 2024 Meeting: Open Day

Pyrography



The visitors did not interrupt the flow of activity from this section of the club.

Most impressive was the display assembled by Kez Halliday.



Carving



Members of the Carving section of the club provided some excellent examples of their work.



I was most impressed by the slice of cake.

Scroll Saw



James Sharpe sets the standard (left), whilst one of the newer members makes his first scroll saw puzzle.




Richard Dallas gives some instruction to one of the visitors.





I still think I need a little more practice before catching up to the level of quality that was on display from the clubs Scroll Sawers”.



Thanks Chaps

You may or may not be aware that the scroll saw group has three saws ready for action if members wish to have a go. Two of these were donated by club members, unfortunately they didn't have the luxury of a foot pedal as in the case of the Hegner model.


I feel this is essential as the operator does not want to be fumbling around for the off switch when a blade is chewing a finger, so I had a word with Mr. Amazon and two-foot pedals were dispatched. Having fitted one previously to my first scroll saw I imagined it would be a straightforward job to have the kit ready for the next meeting. Wrong!!!! No matter how long I gazed at the switch (incidentally, no instructions were included, not even in Chinese!)

I couldn't see how it could be possibly attached to the saw circuit, there weren't enough terminals! And so, I decided I needed an expert on the job and delivered all the parts to Mr. Brian Walker, Honourable Member for Mayfield who has had a bit of experience changing plugs etc. during his lifetime!! Brian first gave the job a good coat of "looking at" then had a cup of tea, had a think and then another cup of tea when he decided the job wasn't going to be as straightforward as he originally thought as he was short of some of the necessary equipment.

He then consulted Dick Potter who had worked in a similar field (no, he wasn't a farmer) and has more tools than you can shake a stick at, and between them they figured it out with the result that each scroll saw is fitted with a foot switch making them safer to use, especially for beginners.

So once again I say, "Thanks chaps!"

James Sharpe



Turning



The clubs' "Turners" also had their fair share of showing what could be done.




Members' work On Display

This month's members asked to display their work were Philip Jones, Michael Kelsall, Sue Kennedy, Juergen Klein, Ben Klein and Alan Lamb

Dick Potter



Other Members




Spinning wheel which was made by Geoff Dalton



Items for Sale: Proceeds to go to the clubs' nominated charity Sailability.

A most impressive display of 'items for sale' supplied by the club's members would have been the envy of any craft fair.







Club Charity: Sailability

A member of the club's Charity: "Sailability" has a small stall to show the work being carried out.



The craft stall, brought to us by Bob Neil, for Pyrography was also there to offer advice on the subject.



Members' Competition: Theme of Miniatures

1st Place: Carol Snell: Image in Lime



2nd Place: Lesley Dennis (Lime & Sycamore)



3rd Place Phil Haliday: Miniature Plane

Also entered:

Pauline Linnel: Cup with twisted stem: Silver Birch



Alex Walker: Yew Pot



Greg Holmes: Cherry Vase)



Simon Groom: Carved Bass wood miniatures



Graham Cope



Kev Shaw



Andrew Gordon (no Image available.....)



Voting in Members' Open Class

1	Carole Snell	17
2	Lesley Dennis	6
3	Phil Haliday	5
4	Pauline Linnel	3
4	Alex Walker	3
5	Greg Holmes	2
6	Simon Broom	1
6	Andrew Gordon	1
6	Graham Cope	1
6	Kev Shaw	1

Masters' Competition

1st Place (below): **David Reynolds: Oak and Maple Draws**



2nd Place Joint: (below) **John Williams** (Holly and Ply ~ Melty Pot



2nd Place Joint: (below) **Derek Puplett: Sapele**



Also entered.

David Waldron: Fruitwood Cup



Dick Potter: Mahogany Sycamore



Graham Legg: Pine ~ Mahogany: Animals



Peter Branson: Lime ~ Miniature Cutlery



Voting in Masters' Class

1	David Reynolds	15
2	John Williams	7
2	Derek Puplett	7
4	D Waldron	3
5	Dick Potter	1
5	Graham Legg	1
5	Peter Branson	1

Oooops that shouldn't happen! - James Sharpe

Those of you who have grandkids will know that you are kept busy making toys and games for them. In my case it started off with a rattle (which predictably got on everyone's nerves!) then a shape sorter followed by simple jigsaws. After that things get a bit more adventurous with pull along toys (mine was a hippo) and then a ride on toy resembling a goat. I then decided to make a table skittles game with a slight difference having found an old plan on t' tinternet, pull a knob on the end of the frame and the fallen skittles were restored to their standing position.

Of course, it was necessary to make a ball and I know there are those in the club who can make one by eye but I'm not in that league so had to resort to a jig I purchased from Turners Retreat about 20 years ago. There was a slight problem in that's it must be 15 years since I last used it and the instructions were in that "safe place" the location of which was a mystery. So, a bit of experimenting was needed on a piece of wood that was lying around and it all started to come back to me and it was going so well until

. . . .



Those of you who watch "Clarkson's Farm" will know what I mean when I say "I'm sure Jeremy Clarkson would have a word for it!"

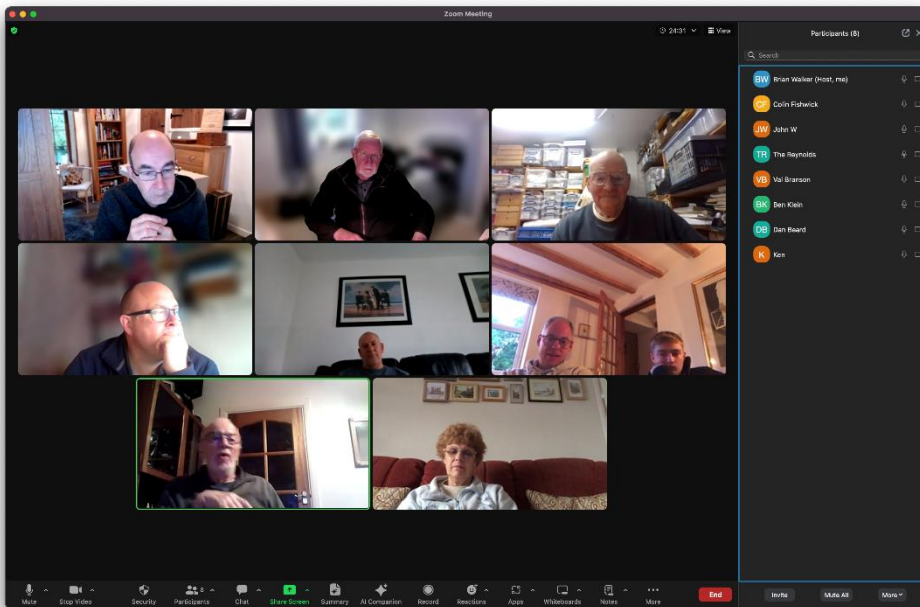
So, it was back to square one with a piece of Yew branch and this time the end result was acceptable.



The ball was duly attached to the string and the appropriate test drive performed ready for the family visit at the following weekend. I'm delighted to say that the game went down very well, and the two girls are now looking forward to the next project, a bagatelle game.



Turners Chat Hour



Many thanks to those regulars who managed to log in for this month's Turners Chat hour.

The topic of the club's Open Day was the starting point for this evening's conversation. A little disappointment was voiced at the apparent lack of visitors. A discussion of the reasons for this included it being holiday time, lack of access to Wyaston and possibly the need to advertise the event sooner and further afield. In contention to this, a point was raised asking if the club was a victim of its own success and did we already have enough members on the books?

Members were looking forward to the July meeting and the attendance of Joey Richardson. Some members had seen her before and commented on the high quality and nature of her work. David commented that he has recently seen her at "Turners Retreat", along with Mick Handbury (who turned a shield and wet log). David said he was inspired to try a shield himself, although the intended piece of sycamore had succumbed to some wood-worm.

Show and Tell. Dan had visited a school and discovered they had a Graduate Plus lathe, which seemed to have been hardly used (Dan was most impressed to see it in a modern school, but still in a near new state)


Colin was also surprised on a visit to a local school to observe someone attempting to do a bowl with a blunt gouge. When questioned, he was informed that they do not sharpen the gouges as it wears them down!

David was able to display his progress on an off-centre bud vase with an open stem section. Not sure if he was impressed by Mrs. Reynolds' comment of "who wants to be able to see a stem in dirty water".

Jurgen was able to inform us that the auction helped raise £277 and that there would be plenty of stock left over for next year.

John Williams will be shortly in receipt of £300 worth of bowl blanks, so if in need of any supplies... Please see John first.

And Also...



£60
Electric hammer
Arbroath, Angus

My friend has an item for sale. Please contact me if you are interested.



My new shed lock also arrived. Seems to work.

Ben Klein managed to finish the last of his bird boxes.



...and apparently, I have to clean up the shed before starting on my next project.

NEXT ISSUE COPY DEADLINE

27 July 2024

Find us on
Facebook



DATA PROTECTION

Your personal details are held on computer for the use of DDWC. We only use this information to run the organisation. If you would like to know what information we hold and how we use it, please contact the Secretary.

Woodworms - newsletter of Derbyshire Dales Woodcraft Club.

Editor/publisher: Ken Rivers

kenrivers@btinternet.com

Club Contacts

Chairman - Derek Puplett

Vice-Chairman - Digby Owen

Secretary - Peter Branson

Treasurer - Graham Burke

-

Demonstration Co-ordinators - Julia Banbury/Phil Halliday

Tools Co-ordinator - Val Branson

Librarian - Digby Owen/Carole Snell

Competitions Co-ordinators- Kez Halliday/Bronagh Cassidy

